



**WYONG SHIRE
COUNCIL**

building a better tomorrow!



**CENTRAL
COAST**

Wyong Shire Council ABN 47 054 613 735
DX 7306, PO Box 20, Wyong NSW Australia 2259
Phone: (02) 4350 5555 Fax: (02) 4351 2098
Email: wsc@wyong.nsw.gov.au
Web: www.wyong.nsw.gov.au

JMcB/Jean McBride
F2004/11651
D01947209

10 July 2009

Mrs V Scott
Chairperson
The Entrance Community Precinct Committee
PO Box 349
THE ENTRANCE 2261

Dear Mrs Scott

Information re The Entrance Library

Please find enclosed information as requested about The Entrance Library. The information consists of;

1. The catchment population of The Entrance Library, using figures from the 2006 Census
2. Registered borrowers of Wyong Shire Library Service 2008/09
3. Customer visits to Wyong Shire Library Service branches 2008/09
4. Circulation of library materials by Wyong Shire Library Service 2008/09

If you have any questions regarding the information supplied, please do not hesitate to contact me for clarification.

Yours faithfully

Jean McBride
Manager, Library Services

Catchment population - The Entrance Library

Source: 2006 Census, Australian Bureau of Statistics

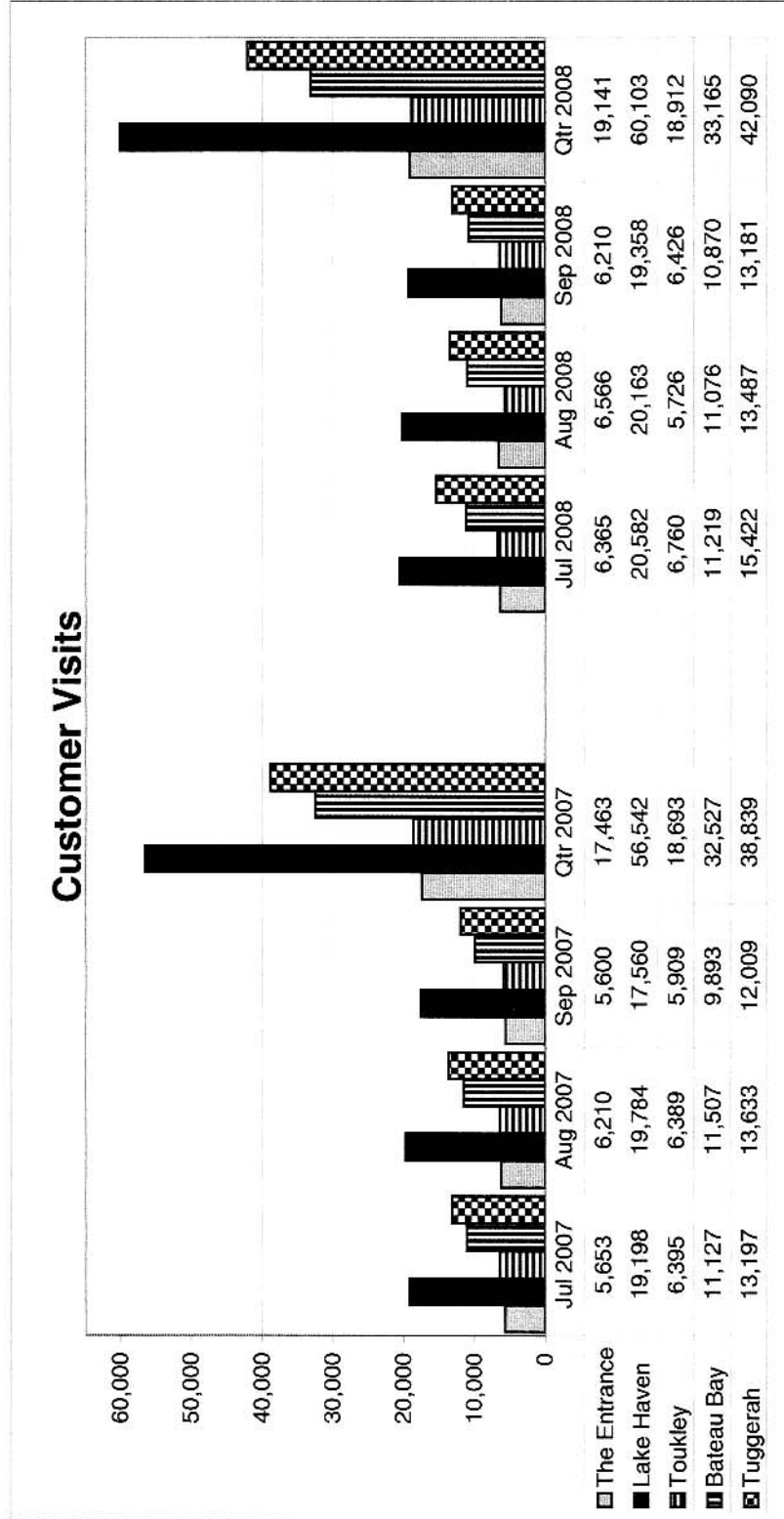
	Males	Females	Total
Long Jetty - portion (to Toowoon Bay Road)			
CD 12211405	103	126	229
CD 12211406	223	229	452
CD 12211407	260	295	555
CD 12211409	213	280	493
			1,729
The Entrance North			
	601	506	1,107
The Entrance			
	1,292	1,341	2,633
Toowoon Bay			
	229	261	490
Blue Bay			
	414	509	923
TOTAL			6,882

CD = Collection District

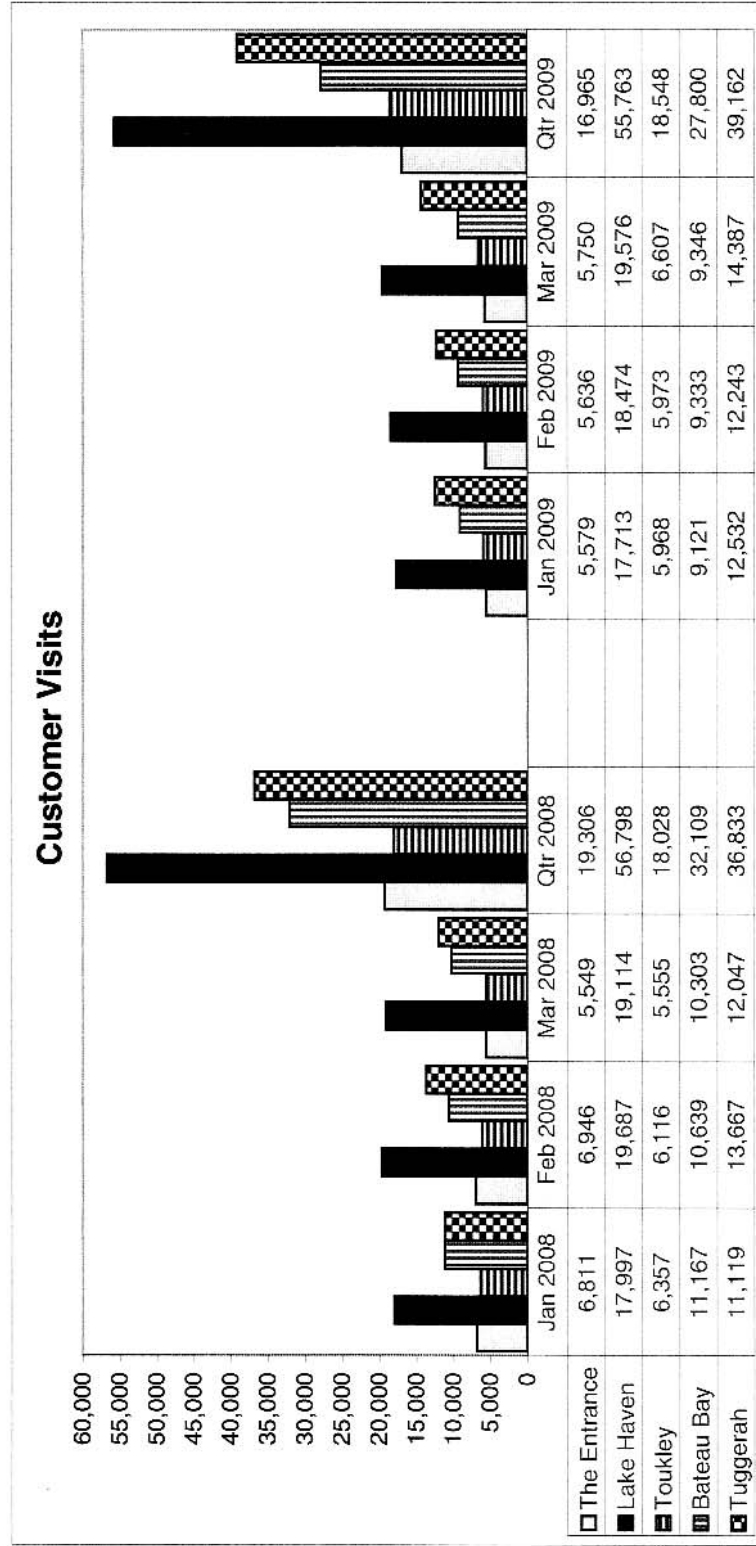
	Males	Females	Total
Long Jetty - whole			
	2,434	2,681	5,115
The Entrance North			
	601	506	1,107
The Entrance			
	1,292	1,341	2,633
Toowoon Bay			
	229	261	490
Blue Bay			
	414	509	923
TOTAL			10,268

WYONG SHIRE LIBRARY & INFORMATION SERVICE
Customer Visits

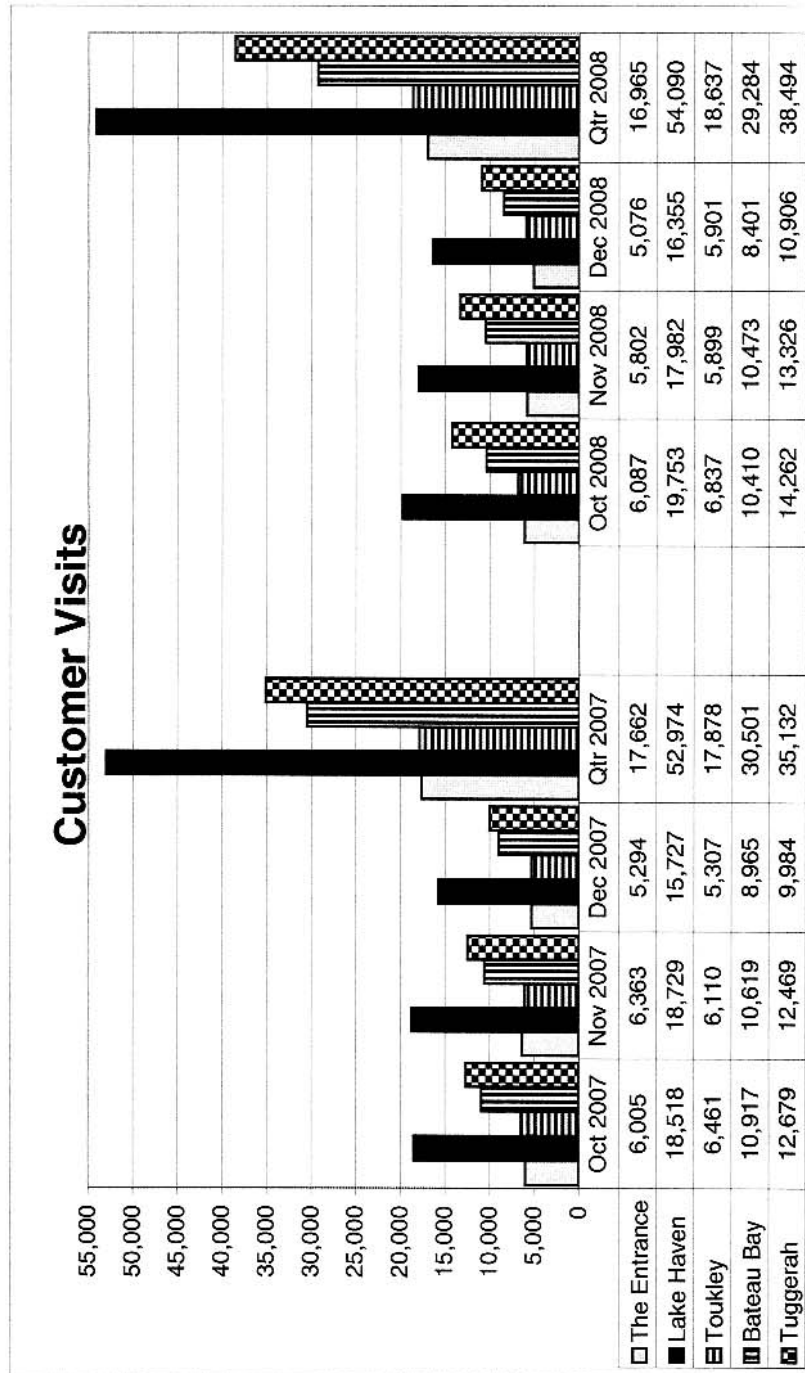
	Jul 2007	Aug 2007	Sep 2007	Qtr 2007	Jul 2008	Aug 2008	Sep 2008	Qtr 2008
The Entrance	5,653	6,210	5,600	17,463	6,365	6,566	6,210	19,141
Lake Haven	19,198	19,784	17,560	56,542	20,582	20,163	19,358	60,103
Toukley	6,395	6,389	5,909	18,693	6,760	5,726	6,426	18,912
Bateau Bay	11,127	11,507	9,893	32,527	11,219	11,076	10,870	33,165
Tuggerah	13,197	13,633	12,009	38,839	15,422	13,487	13,181	42,090
TOTAL	55,570	57,523	50,971	164,064	60,348	57,018	56,045	173,411



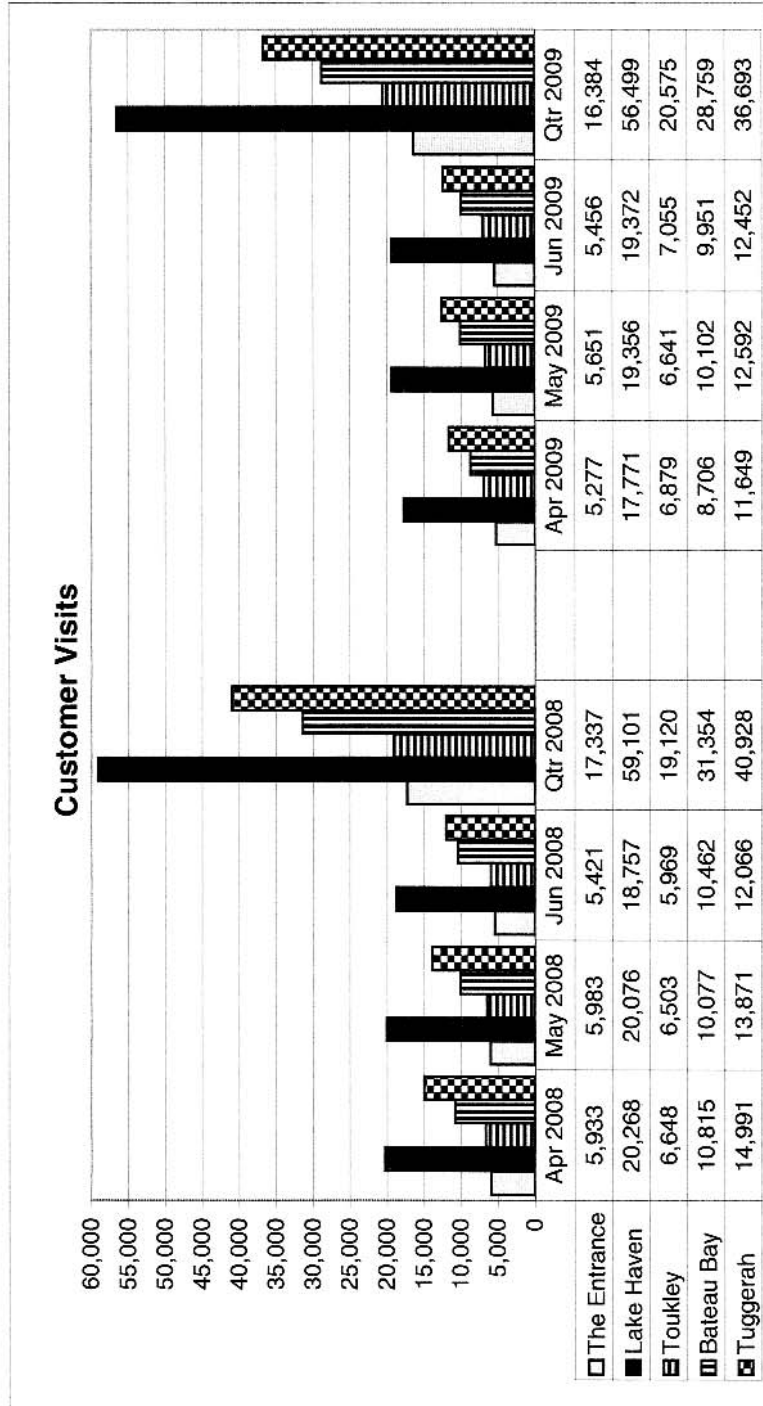
	Jan 2008	Feb 2008	Mar 2008	Qtr 2008	Jan 2009	Feb 2009	Mar 2009	Qtr 2009
The Entrance	6,811	6,946	5,549	19,306	5,579	5,636	5,750	16,965
Lake Haven	17,997	19,687	19,114	56,798	17,713	18,474	19,576	55,763
Toukley	6,357	6,116	5,555	18,028	5,968	5,973	6,607	18,548
Bateau Bay	11,167	10,639	10,303	32,109	9,121	9,333	9,346	27,800
Tuggerah	11,119	13,667	12,047	36,833	12,532	12,243	14,387	39,162
TOTAL	53,451	57,055	52,568	163,074	50,913	51,659	55,666	158,238



	Oct 2007	Nov 2007	Dec 2007	Qtr 2007	Oct 2008	Nov 2008	Dec 2008	Qtr 2008
The Entrance	6,005	6,363	5,294	17,662	6,087	5,802	5,076	16,965
Lake Haven	18,518	18,729	15,727	52,974	19,753	17,982	16,355	54,090
Toukley	6,461	6,110	5,307	17,878	6,837	5,899	5,901	18,637
Bateau Bay	10,917	10,619	8,965	30,501	10,410	10,473	8,401	29,284
Tuggerah	12,679	12,469	9,984	35,132	14,262	13,326	10,906	38,494
TOTAL	54,580	54,290	45,277	154,147	57,349	53,482	46,639	157,470




	Apr 2008	May 2008	Jun 2008	Qtr 2008	Apr 2009	May 2009	Jun 2009	Qtr 2009
The Entrance	5,933	5,983	5,421	17,337	5,277	5,651	5,456	16,384
Lake Haven	20,268	20,076	18,757	59,101	17,771	19,356	19,372	56,499
Toukley	6,648	6,503	5,969	19,120	6,879	6,641	7,055	20,575
Bateau Bay	10,815	10,077	10,462	31,354	8,706	10,102	9,951	28,759
Tuggerah	14,991	13,871	12,066	40,928	11,649	12,592	12,452	36,693
TOTAL	58,655	56,510	52,675	167,840	50,282	54,342	54,286	158,910



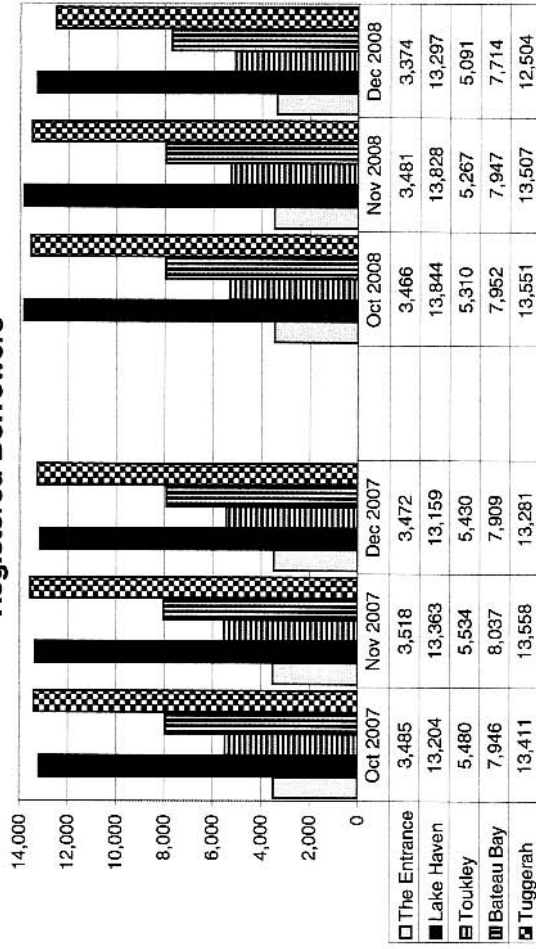
WYONG SHIRE LIBRARY & INFORMATION SERVICE
Registered Borrowers

	Jul 2007	Aug 2007	Sep 2007	Jul 2008	Aug 2008	Sep 2008	Oct 2007	Nov 2007	Dec 2007	Oct 2008	Nov 2008	Dec 2008
The Entrance	3,540	3,481	3,469	3,443	3,432	3,427	3,485	3,518	3,472	3,466	3,481	3,374
Lake Haven	13,320	13,138	13,179	13,572	13,615	13,661	13,204	13,363	13,159	13,844	13,828	13,297
Toukley	5,633	5,532	5,497	5,311	5,279	5,255	5,480	5,534	5,430	5,310	5,267	5,091
Bateau Bay	8,088	7,960	7,924	7,899	7,905	7,884	7,946	8,037	7,909	7,952	7,947	7,714
Tuggerah	13,704	13,382	13,414	12,276	13,339	13,343	13,411	13,558	13,281	13,551	13,507	12,504
TOTAL	44,285	43,493	43,483	42,501	43,570	43,570	43,526	44,010	43,251	44,123	44,030	41,980

Registered Borrowers

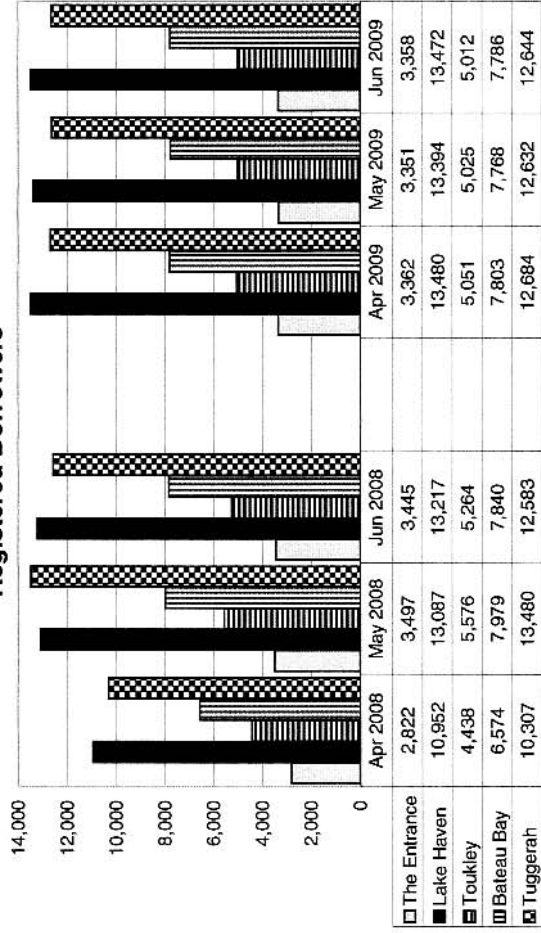


Registered Borrowers



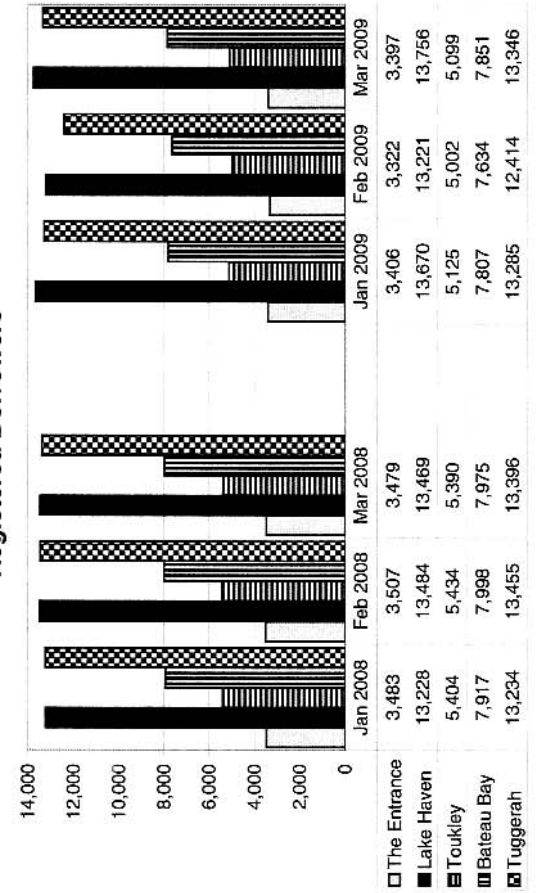
	Apr 2008	May 2008	Jun 2008	Apr 2009	May 2009	Jun 2009
The Entrance	2,822	3,497	3,445	3,362	3,351	3,358
Lake Haven	10,952	13,087	13,217	13,480	13,394	13,472
Toukley	4,438	5,576	5,264	5,051	5,025	5,012
Bateau Bay	6,574	7,979	7,840	7,803	7,768	7,786
Tuggerah	10,307	13,480	12,583	12,684	12,632	12,644
TOTAL	35,093	43,619	42,349	42,380	42,170	42,272

Registered Borrowers



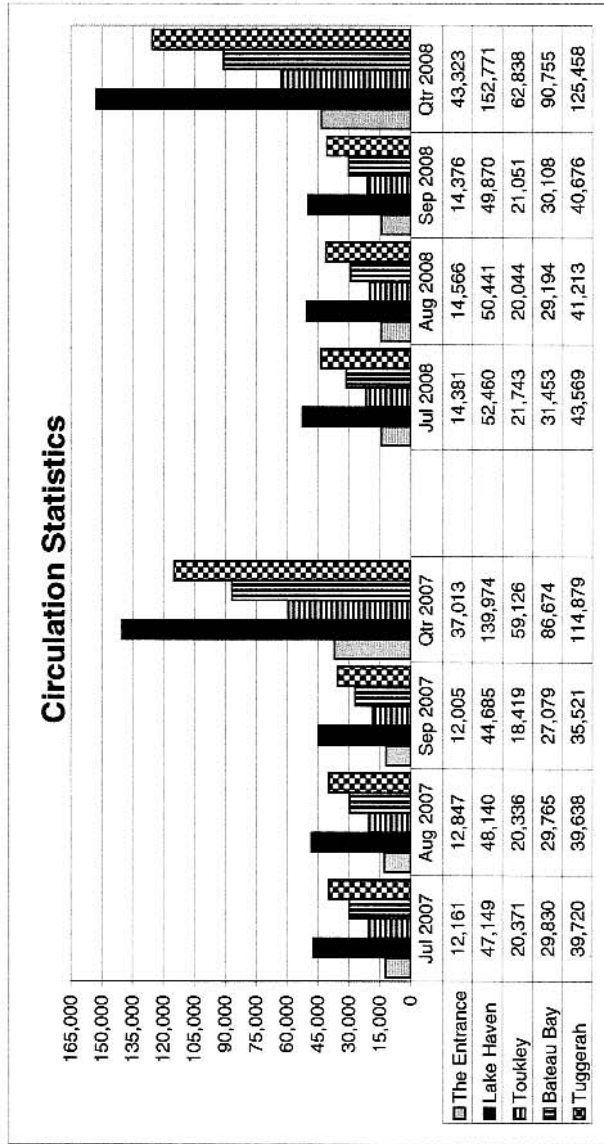
	Jan 2008	Feb 2008	Mar 2008	Jan 2009	Feb 2009	Mar 2009
The Entrance	3,483	3,507	3,479	3,406	3,322	3,397
Lake Haven	13,228	13,484	13,469	13,670	13,221	13,756
Toukley	5,404	5,434	5,390	5,125	5,002	5,099
Bateau Bay	7,917	7,998	7,975	7,807	7,634	7,851
Tuggerah	13,234	13,455	13,396	13,285	12,414	13,346
TOTAL	43,266	43,878	43,709	43,293	41,593	43,449

Registered Borrowers

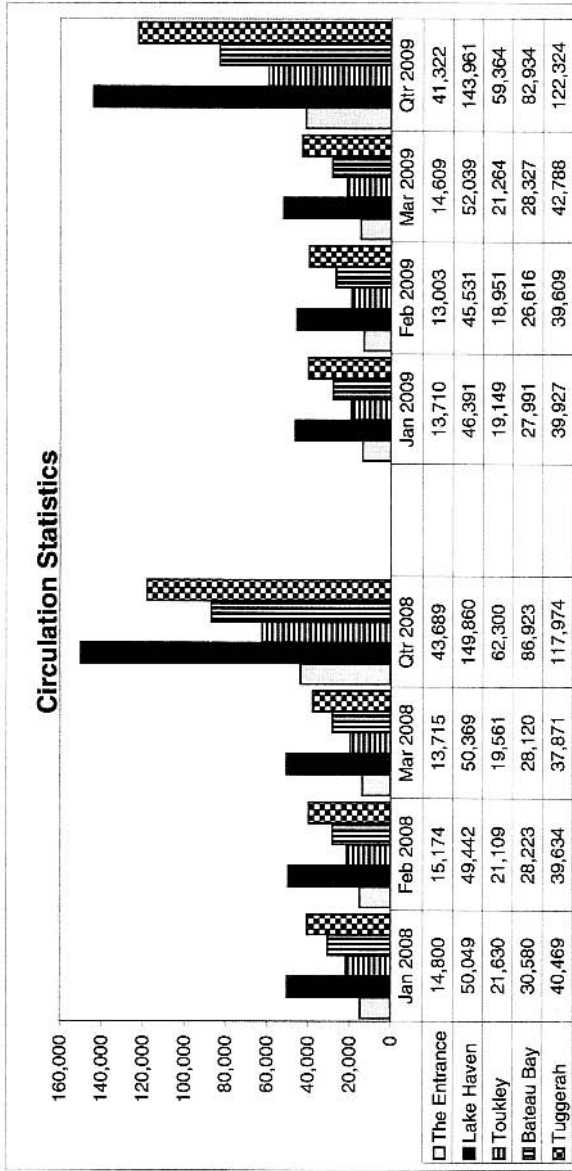


WYONG SHIRE LIBRARY & INFORMATION SERVICE
Circulation Statistics (Combined Loans & Returns)

	Jul 2007	Aug 2007	Sep 2007	Qtr 2007	Jul 2008	Aug 2008	Sep 2008	Qtr 2008
The Entrance	12,161	12,847	12,005	37,013	14,381	14,566	14,376	43,323
Lake Haven	47,149	48,140	44,685	139,974	52,460	50,441	49,870	152,771
Toukley	20,371	20,336	18,419	59,126	21,743	20,044	21,051	62,838
Bateau Bay	29,830	29,765	27,079	86,674	31,453	29,194	30,108	90,755
Tuggerah	39,720	39,638	35,521	114,879	43,569	41,213	40,676	125,458
TOTAL	149,231	150,726	137,709	437,666	163,606	155,458	156,081	475,145

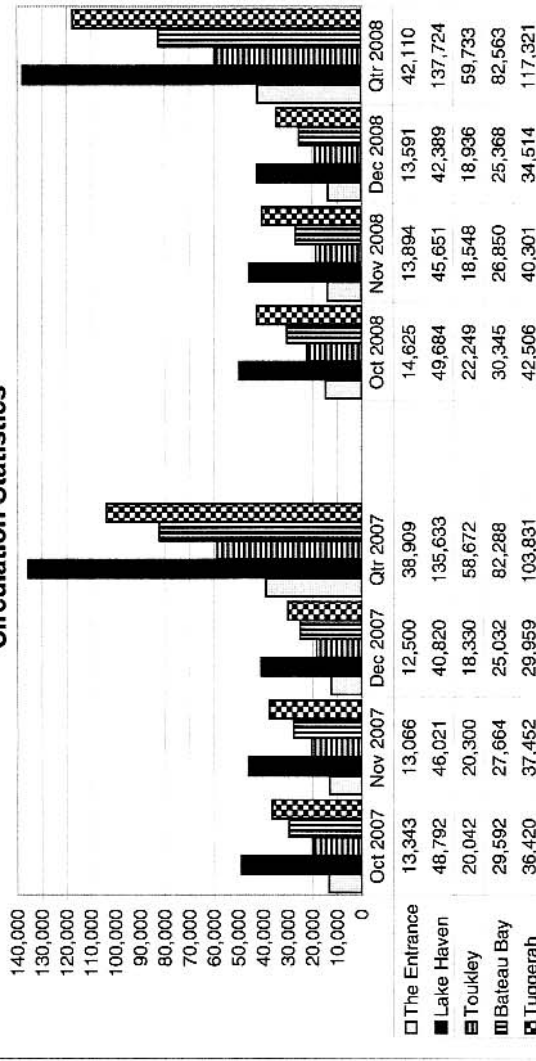


	Jan 2008	Feb 2008	Mar 2008	Qtr 2008	Jan 2009	Feb 2009	Mar 2009	Qtr 2009
The Entrance	14,800	15,174	13,715	43,689	13,710	13,003	14,609	41,322
Lake Haven	50,049	49,442	50,369	149,860	46,391	45,531	52,039	143,961
Toukley	21,630	21,109	19,561	62,300	19,149	18,951	21,264	59,364
Bateau Bay	30,580	28,223	28,120	86,923	27,991	26,616	28,327	82,934
Tuggerah	40,469	39,634	37,871	117,974	39,927	39,609	42,788	122,324
TOTAL	157,528	153,582	149,636	460,746	147,168	143,710	159,027	449,905



	Oct 2007	Nov 2007	Dec 2007	Qtr 2007	Oct 2008	Nov 2008	Dec 2008	Qtr 2008
The Entrance	13,343	13,066	12,500	38,909	14,625	13,894	13,591	42,110
Lake Haven	48,792	46,021	40,820	135,633	49,684	45,651	42,389	137,724
Toukley	20,042	20,300	18,330	58,672	22,249	18,548	18,936	59,733
Bateau Bay	29,592	27,664	25,032	82,288	30,345	26,850	25,368	82,563
Tuggerah	36,420	37,452	29,959	103,831	42,506	40,301	34,514	117,321
TOTAL	148,189	144,503	126,641	419,333	159,409	145,244	134,798	439,451

Circulation Statistics



	Apr 2008	May 2008	Jun 2008	Qtr 2008	Apr 2009	May 2009	Jun 2009	Qtr 2009
The Entrance	14,500	14,162	13,299	41,961	13,874	13,799	14,289	41,962
Lake Haven	52,931	51,471	49,052	153,454	48,511	50,411	51,103	150,025
Toukley	21,102	26,062	24,072	71,236	21,243	25,224	25,841	72,308
Bateau Bay	29,270	30,789	28,371	88,430	28,502	29,176	30,192	87,870
Tuggerah	42,765	42,902	40,456	126,123	39,846	40,005	42,339	122,190
TOTAL	160,568	165,386	155,250	481,204	151,976	158,615	163,764	474,355

